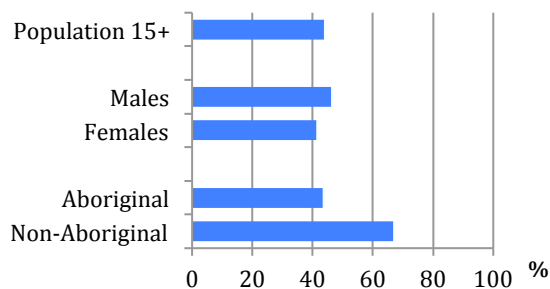


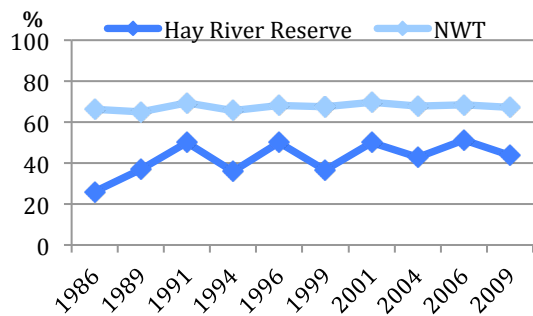
Labour Force Activity

2009 Employment Rates by Selected Characteristics



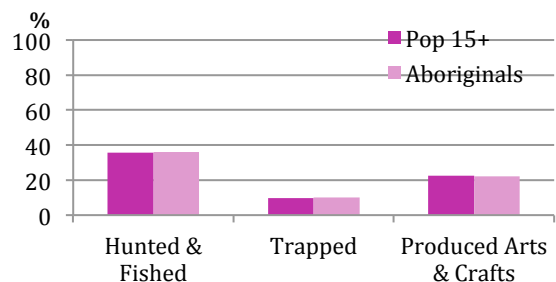
- 44% of the population were employed.
- The employment rate for aboriginal persons was 43%.
- The Hay River Reserve employment rate is below the NWT rate.

Employment Rate 1986 to 2009



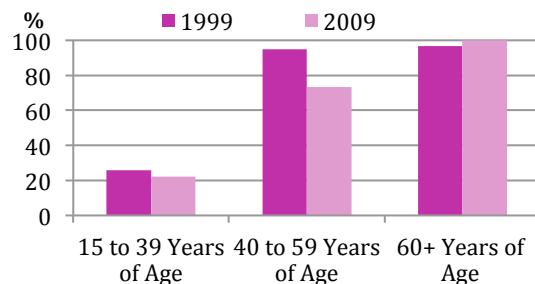
Traditional Activities and Language

Participation in Traditional Activities During 2008



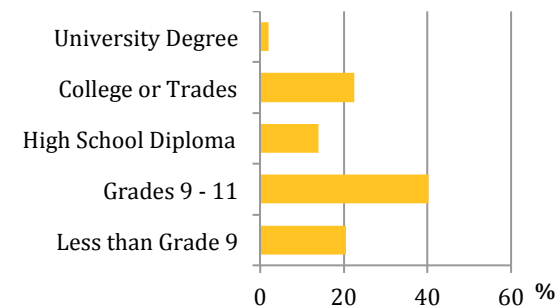
- In 2008, more aboriginals hunted and fished rather than trapped or produced arts & crafts.
- 36% of the aboriginal population hunted and fished in 2008.
- Overall, the proportion of aboriginal persons that speak an aboriginal language decreased from 57% in 1999 to 50% in 2009.

Aboriginals 15+ That Speak an Aboriginal Language 1999 & 2009



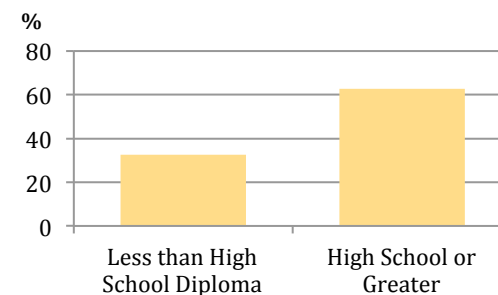
Education

Highest Level of Schooling 2009



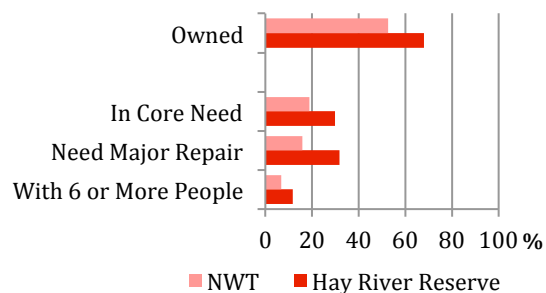
- 38% of the population have at least a high school education.
- Those with a high school education or greater are more likely to be employed.

Employment Rate by Highest Level of Schooling, 2009



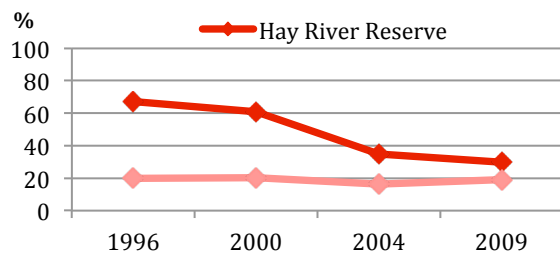
Housing

Housing by Selected Characteristics 2009



- 68% of households are owned.
- 30% of the households are in core need.
- The percentage of households in core need has been consistently above the NWT level, although the gap is narrowing.

Households in Core Need 1996 to 2009



Did You Know ...

- 54% of the population in Hay River Reserve smoked in 2009.
- 37% of the population volunteered in 2008.
- 38% of homes have the internet.

You can visit the NWT Bureau of Statistics for additional information for your community:

www.statsnwt.ca

You can contact us at:
(867) 873-7147

This pamphlet contains just a portion of the data available for your community.

You can use community level data for:

- Strategic planning
- Monitoring programs
- Developing funding proposals

Hay River Reserve

2009 NWT Community Survey Results

Thank you for your participation